


















MARNO

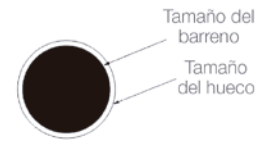
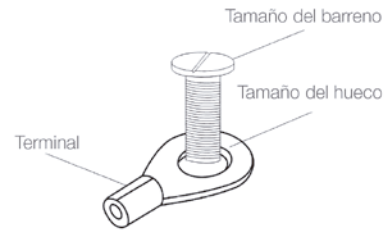
MÉXICO SA DE CV



Tabla de dimensiones de barreno

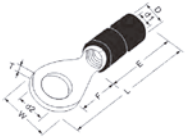
► Use para seleccionar el diámetro adecuado del barreno

tamaño estándar	Tamaño del barreno		Tamaño del hueco	
	(pulg)	(mm)	(pulg)	(mm)
	#2	2	0.087"	2.2
	#3	2.5	0.106"	2.7
	#4	3	0.126"	3.2
	#6	3.5	0.146"	3.7
	#8	4.0	0.169"	4.3
	#10	5.0	0.2092"	5.3
	1/4"	6.0	0.252"	6.4
	5/16"	8.0	0.331"	8.4
	3/8"	10.0	0.413"	10.5
	7/16"	11.0	0.453"	11.5
	1/2"	12.0	0.512"	13.0
	9/16"	14.0	0.591"	15.0
	5/8"	16.0	0.669"	17.0
	11/16"	18.0	0.748"	19.0
	3/4"	20.0	0.827"	21.0
	7/8"	22.0	0.906"	23.0
	15/16"	24.0	0.984"	25.0



Terminal tipo ojo aislada

Puntas terminales

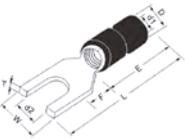


Material:
Cobre estañado con
aislante de vinil



Código	mm ²	AWG	Dimensiones					Empaque
			d2	W	L	E	d1	
RV1-3.2	0.5-1.5	22-16	3.2 (1/8")	5.5	17.5	10	1.7	100 pz
RV1-4L	0.5-1.5	22-16	4.3 (5/32")	8.0	20.8	10	1.7	100 pz
RV1-5	0.5-1.5	22-16	5.3 (3/16")	8.0	20.8	10	1.7	100 pz
RV1-6	0.5-1.5	22-16	6.48 (1/4")	11.6	26.8	10	1.7	100 pz
RV1-8	0.5-1.5	22-16	8.4 (5/16")	11.6	26.8	10	1.7	100 pz
RV2-3.2	1.5-2.5	16-14	3.2 (1/8")	6.6	17.8	10	2.3	100 pz
RV2-3.7S	1.5-2.5	16-14	3.7 (9/64")	6.6	17.8	10	2.3	100 pz
RV2-4L	1.5-2.5	16-14	4.3 (5/32")	8.5	19.4	10	2.3	100 pz
RV2-5S	1.5-2.5	16-14	5.3 (3/16")	8.5	21.8	10	2.3	100 pz
RV2-6	1.5-2.5	16-14	6.4 (1/4")	12.0	26.8	10	2.3	100 pz
RV2-8	1.5-2.5	16-14	8.4 (5/16")	12.0	26.8	10	2.3	100 pz
RV2-10	1.5-2.5	16-14	10.5 (3/8")	13.6	30.5	10	2.3	100 pz
RV5-4L	4-6	12-10	4.3 (5/32")	9.5	26.0	13	3.4	100 pz
RV5-5	4-6	12-10	5.3 (3/16")	9.5	26.0	13	3.4	100 pz
RV5-6	4-6	12-10	6.4 (1/4")	12.0	29.5	13	3.4	100 pz
RV5-8	4-6	12-10	8.4 (5/16")	15.0	34.0	13	3.4	100 pz
RV5-10	4-6	12-10	10.5 (3/8")	15.0	34.0	13	3.4	100 pz

Terminal tipo espada/horquilla aislada



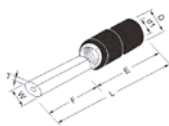
Material:
Cobre estañado con
aislante de vinil



Código	mm ²	AWG	Dimensiones					Empaque
			d2	W	L	E	d1	
SV1-3.2	0.5-1.5	22-16	3.2 (1/8")	5.7	21.0	10	1.7	100 pz
SV1-3.7L	0.5-1.5	22-16	3.7 (9/64")	6.4	21.0	10	1.7	100 pz
SV1-4S	0.5-1.5	22-16	4.3 (5/32")	6.4	21.0	10	1.7	100 pz
SV1-5S	0.5-1.5	22-16	5.3 (3/16")	8.1	21.0	10	1.7	100 pz
SV1-6S	0.5-1.5	22-16	6.4 (1/4")	9.5	21.0	10	1.7	100 pz
SV1-6L	0.5-1.5	22-16	6.4 (1/4")	12.0	27.0	10	1.7	100 pz
SV2-3.2	1.5-2.5	16-14	3.2 (1/8")	5.7	21.0	10	2.3	100 pz
SV2-3.7S	1.5-2.5	16-14	3.7 (9/64")	5.7	21.0	10	2.3	100 pz
SV2-4S	1.5-2.5	16-14	4.3 (5/32")	6.4	21.0	10	2.3	100 pz
SV2-5S	1.5-2.5	16-14	5.3 (3/16")	7.9	21.0	10	2.3	100 pz
SV2-6S	1.5-2.5	16-14	6.4 (1/4")	9.3	27.0	10	2.3	100 pz
SV5-4L	4-6	12-10	4.3 (5/32")	8.3	25.5	13.0	3.4	100 pz
SV5-5	4-6	12-10	5.3 (3/16")	9.0	25.5	13.0	3.4	100 pz
SV5-6S	4-6	12-10	6.4 (1/4")	9.0	31.5	13.0	3.4	100 pz
SV5-8	4-6	12-10	8.4 (5/16")	14.0	30.5	13.0	3.4	100 pz

Terminal tipo punta aislada

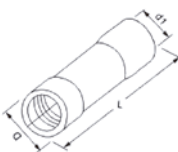
Material: Cobre estañado con aislante de vinil



Código	mm ²	AWG	Dimensiones				Emp.
			W	F	L	d1	
PTV1-12	0.5-1.5	22-18	1.9	12.0	21.8	1.7	100 pz
PTV2-12	0.5-1.5	16-14	1.9	12.0	21.8	2.3	100 pz
PTV5-13	4-6	12-10	2.8	13.0	27.0	3.4	100 pz

Conector a tope aislado

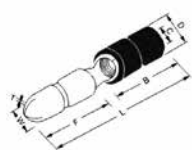
Material: Cobre estañado con aislante de vinil



Código	mm ²	AWG	Dimensiones			Emp.
			L	D	d1	
BV1	0.5-1.5	22-16	24.6	4.0	1.7	100 pz
BV2	1.5-2.5	16-14	24.6	4.5	2.3	100 pz
BV5	4-6	12-10	26.5	6.3	3.4	100 pz

Terminal tipo bala macho aislada

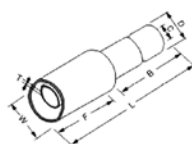
Material: Cobre estañado con aislante de vinil



Código	mm ²	AWG	Dimensiones				Emp.
			W	L	B	C	
MPV1-156	0.5-1.5	22-16	4.0	21.0	10.0	1.7	100 pz
MPV2-195	1.5-2.5	16-14	5.0	22.5	10.0	2.3	100 pz
MPV5-195	4-6	12-10	5.0	25.5	13.0	3.4	100 pz

Terminal tipo bala hembra aislada

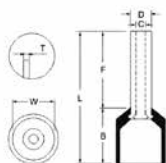
Material: Cobre estañado con aislante de vinil



Código	mm ²	AWG	Dimensiones				Emp.
			W	L	B	C	
FRV1-156	0.5-1.5	22-16	3.9	23.8	10.0	1.7	100 pz
FRV2-195	1.5-2.5	16-14	4.9	23.8	10.0	2.3	100 pz
FRV5-195	4-6	12-10	4.9	25.0	11.2	3.4	100 pz

Terminal tipo ferrul aislada

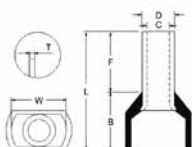
Material: Cobre estañado con aislante de vinil



Código	mm ²	AWG	Dimensiones				Empaque
			F	L	W	C	
E0508	0.5	22	8.0	14.0	3.3	1.0	100 pz
E7508	0.75	20	8.0	14.3	3.6	1.21	100 pz
E1008	1.0	18	8.0	14.6	3.8	1.50	100 pz
E1508	1.5	16	8.0	14.6	4.5	1.80	100 pz
E2508	2.5	14	8.0	15.4	5.1	2.3	100 pz
E4010	4.0	12	10.0	17.4	4.4	2.8	100 pz
E6012	6.0	10	12.0	20.5	6.9	3.5	100 pz
E10-12	10	8	12.0	21.5	8.4	4.5	100 pz
E16-12	16	6	12.0	22.2	9.4	5.8	100 pz
E25-16	25	4	16.0	29.0	11.8	7.5	100 pz
E35-16	35	2	16.0	30.0	13.1	8.3	100 pz
E50-20	50	1/0	20.0	36.0	15.6	10.3	50 pz
E70-20	70	2/0	20.0	37.0	18.2	13.5	25 pz
E95-25	95	3/0	25.0	44.0	19.8	14.5	25 pz
E120-27	120	4/0	27.0	47.6	21.5	16.5	25 pz

Terminal doble tipo ferrul aislada

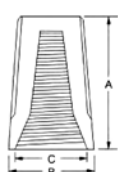
Material: Cobre estañado con aislante de vinil



Código	mm ²	AWG	Dimensiones				Empaque
			F	L	W	C	
TE0508	0.5	22	8.0	14.5	5.0	1.5	100 pz
TE7508	0.75	20	8.0	14.7	5.1	1.8	100 pz
TE1008	1.0	18	8.0	15.1	5.5	2	100 pz
TE1512	1.5	16	12.0	19.5	6.6	2.3	100 pz
TE2510	2.5	14	10.0	18.5	7.9	2.9	100 pz
TE4012	4.0	12	12.0	23.1	8.9	3.8	100 pz
TE6014	6.0	10	14.0	26.1	14.5	4.9	100 pz

Conector para empalme de cable

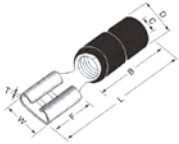
Material: Cobre estañado con aislante de vinil



Código	AWG	Dimensiones			Empaque
		A	B	C	
SP1	22-16	15.0	8.5	6.7	100 pz
SP2	16-14	17.5	10.1	7.4	100 pz
SP3	14-12	22.1	12.6	9.9	100 pz
SP4	12-10	24.5	13.7	11.0	100 pz

Terminal tipo Faston hembra aislada

Material: Cobre estañado con aislante de vinil

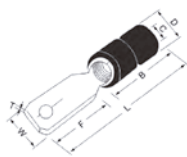


Código	mm ²	AWG	Dimensiones				Empaque
			W	L	B	C	
FDD1-110(8)	0.5-1.5	22-16	3.2	19.0	10.5	1.7	100 pz
FDD1-187(8)	0.5-1.5	22-16	5.0	19.4	10.5	1.7	100 pz
FDD1-250	0.5-1.5	22-16	6.6	20.8	10.5	1.7	100 pz
FDD2-187(8)	1.5-2.5	16-14	5.0	19.4	10.5	2.3	100 pz
FDD2-250	1.5-2.5	16-14	6.6	20.8	10.5	2.3	100 pz
FDD5-250	4-6	12-10	6.6	23.3	13.0	3.4	100 pz

u ✓

Terminal tipo Faston macho aislada

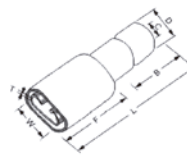
Material: Cobre estañado con aislante de vinil



Código	mm ²	AWG	Dimensiones					Emp.
			W	L	B	C	T	
MDD1-250	0.5-1.5	22-16	6.35	21.8	10.5	1.7	0.4	100 pz
MDD2-250	1.5-2.5	16-14	6.35	21.8	10.5	2.3	0.4	100 pz
MDD5-250	4-6	12-10	6.35	24.0	13.0	3.4	0.4	100 pz

Terminal tipo Faston hembra aislado completo

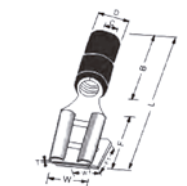
Material: Cobre estañado con aislante de vinil



Código	mm ²	AWG	Dimensiones				Emp.
			W	L	B	C	
FDFD1-250	0.5-1.5	22-16	6.35	21.8	10.5	1.7	100 pz
FDFD2-250	1.5-2.5	16-14	6.6	22.2	10.5	2.3	100 pz
FDFD5-250	4-6	12-10	6.6	24.2	13.0	3.4	100 pz

Terminal tipo Faston mixta aislada

Material: Cobre estañado con aislante de vinil



Código	mm ²	AWG	Dimensiones						Emp.
			W	W1	L	B	C	T	
PBDD1-250	0.5-1.5	22-16	6.6	6.35	22.5	10.5	1.7	0.4	100 pz
PBDD2-250	1.5-2.5	16-14	6.6	6.35	22.5	10.5	2.3	0.4	100 pz
PBDD5-250	4-6	12-10	6.6	6.35	24.5	13.0	3.4	0.4	100 pz

Conector de empalme a tope tipo tubular desnudo de cobre



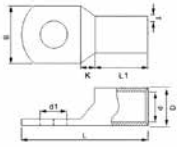
Material: Cobre estañado



Código	mm ²	AWG	Dimensiones		Emp
			L	d	
GTY6	6	10	25	3.7	50
GTY10	10	8	30	4.5	50
GTY16	16	6	35	5.7	50
GTY25	25	4	40	7.2	50
GTY35	35	2	45	8.5	50
GTY50	50	1/0	50	9.8	25
GTY70	70	2/0	55	11.5	25

Código	mm ²	AWG	Dimensiones		Emp
			L	d	
GTY95	95	3/0	60	13.7	25
GTY120	120	4/0	65	15.0	25
GTY150	150	250 MCM	70	16.7	25
GTY185	185	350 MCM	75	19.2	25
GTY240	240	450 MCM	80	21.0	20
GTY300	300	500 MCM	85	24.0	10

SC-DTGA terminal desnuda de cobre estañado



Material: Cobre estañado




Código	Pulg.	mm ²	AWG	Dimensiones								Empaque
				D	d	L1	K	B	d1	t	L	
SC6-6	1/4"	6	10	5.5	4.1	9.0	1.2	9.0	6.5	0.7	23.0	100
SC6-8	5/16"	6	10	5.5	4.1	9.0	1.2	12.0	8.5	0.7	23.0	100
SC10-6	1/4"	10	8	6.7	5.1	9.5	1.5	10.3	6.5	0.8	25.0	100
SC10-8	5/16"	10	8	6.7	5.1	9.5	1.5	12.3	8.5	0.8	25.0	100
SC10-10	3/8"	10	8	6.7	5.1	9.5	1.5	14.0	10.5	0.8	28.3	100
SC16-6	1/4"	16	6	7.5	5.8	13.0	2.0	11.5	6.5	0.85	31.0	100
SC16-8	5/16"	16	6	7.5	5.8	13.0	2.0	11.5	8.5	0.85	31.0	100
SC16-10	3/8"	16	6	7.5	5.8	13.0	2.0	15.0	10.5	0.85	33.5	100
SC16-12	1/2"	16	6	7.5	5.8	13.0	2.0	17.0	12.5	0.85	37.5	100
SC25-6	1/4"	25	4	9.0	7.0	13.5	3.0	13.0	6.5	1.0	34.0	50
SC25-8	5/16"	25	4	9.0	7.0	13.5	3.0	13.0	8.5	1.0	34.0	50
SC25-10	3/8"	25	4	9.0	7.0	13.5	3.0	15.0	10.5	1.0	37.0	50
SC25-12	1/2"	25	4	9.0	7.0	13.5	3.0	18.0	13.0	1.0	39.0	50
SC35-6	1/4"	35	2	10.5	8.2	15.0	4.0	15.0	6.5	1.5	38.0	50
SC35-8	5/16"	35	2	10.5	8.2	15.0	4.0	15.0	8.5	1.5	38.0	50
SC35-10	3/8"	35	2	10.5	8.2	15.0	4.0	15.0	10.5	1.5	38.0	50
SC35-12	1/2"	35	2	10.5	8.2	15.0	4.0	18.0	13.0	1.5	38.0	50
SC50-6	1/4"	50	1/0	12.4	9.8	17.0	5.0	18.3	6.5	1.35	43.5	25
SC50-8	5/16"	50	1/0	12.4	9.8	17.0	5.0	18.3	8.5	1.35	43.5	25
SC50-10	3/8"	50	1/0	12.4	9.8	17.0	5.0	18.3	10.5	1.35	43.5	25
SC50-12	1/2"	50	1/0	12.4	9.8	17.0	5.0	18.3	13.0	1.35	43.5	25
SC70-8	5/16"	70	2/0	14.7	11.9	19.0	5.0	21.7	8.5	1.4	50.0	25
SC70-10	3/8"	70	2/0	14.7	11.9	19.0	5.0	21.7	10.5	1.4	50.0	25
SC70-12	1/2"	70	2/0	14.7	11.9	19.0	5.0	21.7	13.0	1.4	50.0	25
SC70-14	35/64"	70	2/0	14.7	11.9	19.0	5.0	21.7	15.0	1.4	50.0	25
SC95-8	5/16"	95	3/0	17.0	13.4	22.0	6.5	25.0	8.5	1.8	55.0	25
SC95-10	3/8"	95	3/0	17.0	13.4	22.0	6.5	25.0	10.5	1.8	55.0	25
SC95-12	1/2"	95	3/0	17.0	13.4	22.0	6.5	25.0	13.0	1.8	55.0	25
SC120-8	5/16"	120	4/0	19.0	15.0	25.0	7.5	27.5	8.5	2.0	62.0	25
SC120-10	3/8"	120	4/0	19.0	15.0	25.0	7.5	27.5	10.5	2.0	62.0	25
SC120-12	1/2"	120	4/0	19.0	15.0	25.0	7.5	27.5	13.0	2.0	62.0	25
SC150-10	3/8"	150	250 MCM	21.0	17.0	27.0	10.0	30.0	8.5	2.0	69.0	25
SC150-12	1/2"	150	250 MCM	21.0	17.0	27.0	10.0	30.0	10.5	2.0	69.0	25
SC150-14	35/64"	150	250 MCM	21.0	17.0	27.0	10.0	30.0	13.0	2.0	69.0	25
SC150-16	5/8"	150	250 MCM	21.0	17.0	27.0	10.0	30.0	15.0	2.0	69.0	25
SC185-10	3/8"	185	350 MCM	24.0	19.0	32.0	12.0	34.3	10.5	2.5	78.0	25
SC185-12	1/2"	185	350 MCM	24.0	19.0	32.0	12.0	34.3	13.0	2.5	78.0	25
SC185-14	35/64"	185	350 MCM	24.0	19.0	32.0	12.0	34.3	15.0	2.5	78.0	25
SC185-16	5/8"	185	350 MCM	24.0	19.0	32.0	12.0	34.3	17.0	2.5	78.0	25
SC240-10	3/8"	240	450 MCM	26.0	21.0	39.0	12.0	38.0	10.5	2.5	92.0	10
SC240-12	1/2"	240	450 MCM	26.0	21.0	39.0	12.0	38.0	13.0	2.5	92.0	10
SC240-14	35/64"	240	450 MCM	26.0	21.0	39.0	12.0	38.0	15.0	2.5	92.0	10
SC240-16	5/8"	240	450 MCM	26.0	21.0	39.0	12.0	38.0	18.5	2.5	92.0	10
SC240-20	25/32"	240	450 MCM	26.0	21.0	39.0	12.0	38.0	21.0	2.5	92.0	10
SC300-12	1/2"	300	500 MCM	30.0	24.0	43.0	15.0	43.0	13.0	3.0	101.0	5
SC300-14	35/64"	300	500 MCM	30.0	24.0	43.0	15.0	43.0	15.0	3.0	101.0	5
SC300-16	5/8"	300	500 MCM	30.0	24.0	43.0	15.0	43.0	17.0	3.0	101.0	5
SC300-20	25/32"	300	500 MCM	30.0	24.0	43.0	15.0	43.0	21.0	3.0	101.0	5

MARNO

MÉXICO SA DE CV

 55 5088 3810

 marno@marno.com.mx

 Poniente 140 No. 681 int. 5,
Col. Industrial Vallejo,
02300 Ciudad de México

arnocanali



UNI-T

MENICS
SIGNALTECHNOLOGY

ORBITIS
energía inteligente



MiRO

VASK
COMPONENTS



OPT



YY CABLE ACCESSORIES

www.marno.com.mx